

PRESENTING YOUR BIG DATA

@carolinebeavon
carolinebeavon.com

Black Box system - Excel

FILE HOME INSERT PAGE LAYOUT FORMULAS DATA REVIEW VIEW

Clipboard Font Alignment Number Styles Cells Editing

Calibri 11

General

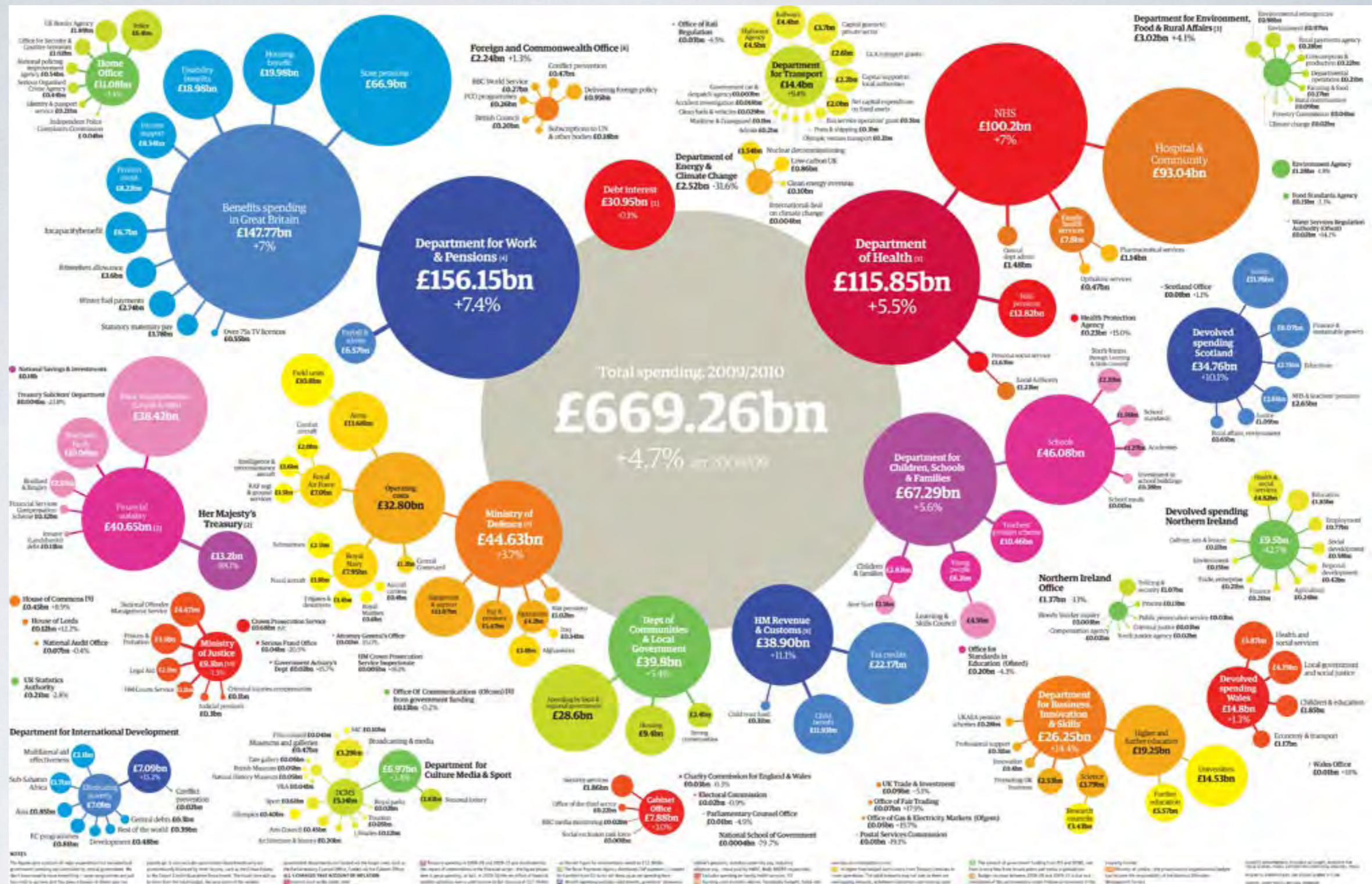
Conditional Formatting Table Styles

AutoSum Fill Clear

Sort & Find & Filter Select

	B	E	G	I	J	K	O	P	Q	U	V	W	X	Y	Z	AA	AB	AC	AD	AE	AF	AG	AH	AI	AJ
1	Time			Home%	Draw%	Away%	True Hom	True Draw	True Away	Home Odd	Draw Odd	Away Odd	Home Bet	Draw Bet	Away Bet	EV Home	EV Draw	EV Away	Total EV	Expectant	Result		W/L	Profit & Loss	
2	21:45	Auxerre	Toulouse	27	36	37	3.70	2.78	2.70	3.2	3.25	2.22		BET			0.17		0.17	0.17	2	4	AWAY	-1	-1
3		West Ham	Sunderland	42	36	22	2.38	2.78	4.55	1.66	3.55	5.25		BET	BET		0.278	0.155	0.433	0.603	0	2	AWAY	3.25	2.25
4		Tranmere	Port Vale	51	34	15	1.96	2.94	6.67	1.44	4.9	9.6		BET	BET		0.666	0.44	1.106	1.709	1	1	DRAW	2.9	5.15
5		Westerlo	Anderlecht	48	34	18	2.08	2.94	5.56	1.65	3.6	5.5		BET			0.224		0.224	1.933	1	1	DRAW	2.6	7.75
6		Wacker Tirol	Rapid Vienna	31	38	31	3.23	2.63	3.23	2.8	3.25	2.45		BET			0.235		0.235	2.168	0	3	AWAY	-1	6.75
7	21:45	Bulls	Blues	51	28	21	1.96	3.57	4.76	1.3	5.6	9.75		BET	BET		0.568	1.0475	1.6155	3.7835	2	1	HOME	-2	4.75
8	5:30	Reds	Cats	33	34	33	3.03	2.94	3.03	3	3.25	2.3		BET			0.105		0.105	3.8885	1	3	AWAY	-1	3.75
9	19:00	Crusaders	Sharks	25	36	39	4.00	2.78	2.56	4.35	3.5	1.8	BET	BET		0.0875		0.26	0.3475	4.236	1	2	AWAY	-2	1.75
10		Admira Wacker	Grazer	51	28	21	1.96	3.57	4.76	1.75	3.5	4.5							0	4.236	1	0	HOME	0	1.75
11		Austria Vienna	Mattersburg	12	32	56	8.33	3.13	1.79	6.25	4.15	1.5		BET			0.328		0.328	4.564	0	5	AWAY	-1	0.75
12		Superfund	Salzburg	31	38	31	3.23	2.63	3.23	4	3.4	1.9	BET	BET		0.24	0.292		0.532	5.096	0	2	AWAY	-2	-1.25
13		Sturm Graz	Bregenz	30	36	34	3.33	2.78	2.94	4.15	3.45	1.87	BET	BET		0.245	0.242		0.487	5.583	1	1	DRAW	1.45	0.2
14		GBA	Mons	40	31	29	2.50	3.23	3.45	1.9	3.45	3.9		BET	BET		0.0695	0.131	0.2005	5.7835	1	1	DRAW	1.45	1.65
15	21:05	Genk	Oostende	55	32	13	1.82	3.13	7.69	1.36	4.6	8.5		BET	BET		0.472	0.105	0.577	6.3605	5	1	HOME	-2	-0.35
16		Lokeren	Gent	29	36	35	3.45	2.78	2.86	3.6	3.35	2.02	BET	BET		0.044	0.206		0.25	6.6105	2	1	HOME	1.6	1.25
17	22:00	Louvieroise	Beveren	30	36	34	3.33	2.78	2.94	3.4	3.35	2.1	BET	BET		0.02	0.206		0.226	6.8365	1	2	AWAY	-2	-0.75
18		Mouscron	Club Brugge	57	24	19	1.75	4.17	5.26	1.16	7	14		BET	BET		0.68	1.66	2.34	9.1765	4	1	HOME	-2	-2.75
19	21:00	Standard	Sint Truiden	43	30	27	2.33	3.33	3.70	1.85	3.55	4.35		BET	BET		0.065	0.1745	0.2395	9.416	2	2	DRAW	1.55	-1.2
20	21:00	Strombeek	Lierse	17	26	57	5.88	3.85	1.75	5.6	4.15	1.55		BET			0.079		0.079	9.495	3	3	DRAW	3.15	1.95
21	21:30	Ceske Budejovice	Opava	89	21	10	1.12	4.76	10.00	1.38	4.6	8.5	BET			0.2282			0.2282	9.7232	0	0	DRAW	-1	0.95
22	21:30	Sigma olomouc	Spars Prague	47	29	24	2.13	3.45	4.17	1.27	7	13.95		BET	BET		1.03	2.348	3.378	13.1012	1	0	HOME	-2	-1.05
23	23:00	Slovan Liberec	FKD	44	30	26	2.27	3.33	3.85	1.75	3.65	4.85		BET	BET		0.095	0.261	0.356	13.4572	2	0	HOME	-2	-3.05
24	2:10	Zlin	Slovakco	47	29	24	2.13	3.45	4.17	2.25	3	3.4	BET			0.0575			0.0575	13.5147	0	2	AWAY	-1	-4.05
25	3:30	HIK	Dalum	32	37	31	3.13	2.70	3.23	2.55	3.25	2.7		BET			0.2025		0.2025	13.7172	1	0	HOME	-1	-5.05
26	17:00	Skjold	Vejle	52	27	21	1.92	3.70	4.76	1.57	4	6.2		BET	BET		0.08	0.302	0.382	14.0992	0	0	DRAW	2	-3.05
27		Aarhus Fremad	Braband	33	35	32	3.03	2.86	3.13	2.25	3.3	3.3		BET	BET		0.155	0.056	0.211	14.3102	0	0	DRAW	1.3	-1.75
28		Glostrup	Kolding	40	36	24	2.50	2.78	4.17	1.6	3.75	6.2		BET	BET		0.35	0.488	0.838	15.1482	1	1	DRAW	1.75	0
29		Jetsmark	Kalundborg	45	30	25	2.22	3.33	4.00	1.9	3.3	4.45			BET			0.1125	0.1125	15.2607	2	1	HOME	-1	-1
30		Naesby	B 1913	33	36	31	3.03	2.78	3.23	2.3	3.25	3.25		BET	BET		0.17	0.0075	0.1775	15.4382	1	0	HOME	-2	-3
31	18:00	Brondby	Randers	32	36	32	3.13	2.78	3.13	3.65	3.3	2.1	BET	BET		0.168	0.188		0.356	15.7942	0	1	AWAY	-2	-5
32	19:30	Birmingham	Blackburn	27	30	43	3.70	3.33	2.33	4.1	3.88	1.99	BET	BET		0.107	0.164		0.271	16.0652	0	1	AWAY	-2	-7
33	13:30	Bolton	Chelsea	32	38	30	3.13	2.63	3.33	2.45	3.3	2.8		BET			0.254		0.254	16.3192	3	3	DRAW	2.3	-4.7
34	14:00	Fuhlam	Everton	32	36	32	3.13	2.78	3.13	2.05	3.4	3.45		BET	BET		0.224	0.104	0.328	16.6472	1	0	HOME	-2	-6.7
35	15:00	Liverpool	Middlesbrough	39	32	29	2.56	3.13	3.45	2.08	3.15	3.9		BET	BET		0.008	0.131	0.139	16.7862	1	0	HOME	-2	-8.7
36	15:30	Manchester City	Portsmouth	60	25	15	1.67	4.00	6.67	1.35	5	8		BET	BET		0.25	0.2	0.45	17.2362	3	1	HOME	-2	-10.7
37		Newcastle	Crystal Palace	33	36	31	3.03	2.78	3.23	3.3	3.45	2.12	BET	BET		0.089	0.242		0.331	17.5672	1	0	HOME	1.3	-9.4
38	16:00	Southampton	Norwich	27	30	43	3.70	3.33	2.33	3.4	3.35	2.1		BET			0.005		0.005	17.5722	3	1	HOME	-1	-10.4
39	16:00	Barnsley	Colchester	32	37	31	3.13	2.70	3.23	3.6	3.3	2.05	BET	BET		0.152	0.221		0.373	17.9452	1	2	AWAY	-2	-12.4
40		Bradford	Bournemouth	32	37	31	3.13	2.70	3.23	1.38	4.6	8		BET	BET		0.702	1.48	2.182	20.1272	2	4	AWAY	6	-6.4
41	16:03	Bristol City	Doncaster	21	28	51	4.76	3.57	1.96	5.25	3.55	1.66	BET			0.1025			0.1025	20.2297	1	0	HOME	4.25	-2.15
42	16:30	Chesterfield	Oldham	31	38	31	3.23	2.63	3.23	3	3.3	2.4		BET			0.254		0.254	20.4837	0	2	AWAY	-1	-3.15
43	17:30	Hartlepool	Walsall	28	37	36	3.57	2.70	2.78	3.5	3.5	2.02		BET			0.295		0.295	20.7787	2	0	HOME	-1	-4.15
44	18:00	Huddersfield	Swindon	25	30	45	4.00	3.33	2.22	6.5	4.5	1.47	BET	BET		0.625	0.35		0.975	21.7537	3	2	HOME	4.5	0.35
45		Hull	Sheffield Utd.	54	27	19	1.85	3.70	5.26	1.72	3.65	5							0	21.7537	1	0	HOME	0	0.35
46	0:00	Luton	Brentford	27	30	43	3.70	3.33	2.33	4	3.45	1.88	BET	BET		0.08	0.035		0.115	21.8687	3	2	HOME	2	2.35
47	0:00	Peterborough	MK Dons	40	31	29	2.50	3.23	3.45	1.8	3.6	4.6		BET	BET		0.116	0.334	0.45	22.3187	1	2	AWAY	2.6	4.95

Image: Jim Makos via Flickr
<https://www.flickr.com/photos/jim-makos/>



“Government Spending By Department”
 Guardian Data Blog > <http://bit.ly/1iKo2cj>

Wohndichte in Großstädten

Bewohner auf 200 m² verbauter Fläche (Gebäudegrundfläche einchl. Straßen, unversch. großer Parkanlagen)

Einige Weltstädte



Die deutschen Großstädte über 400 000 Einwohner



Anordnung der Städte nach ihrer Größe, Anfang 1929

Anleitung für die Blockstruktur, Teil 40, Leipzig
Copyright und Vertriebsrechte in Wien

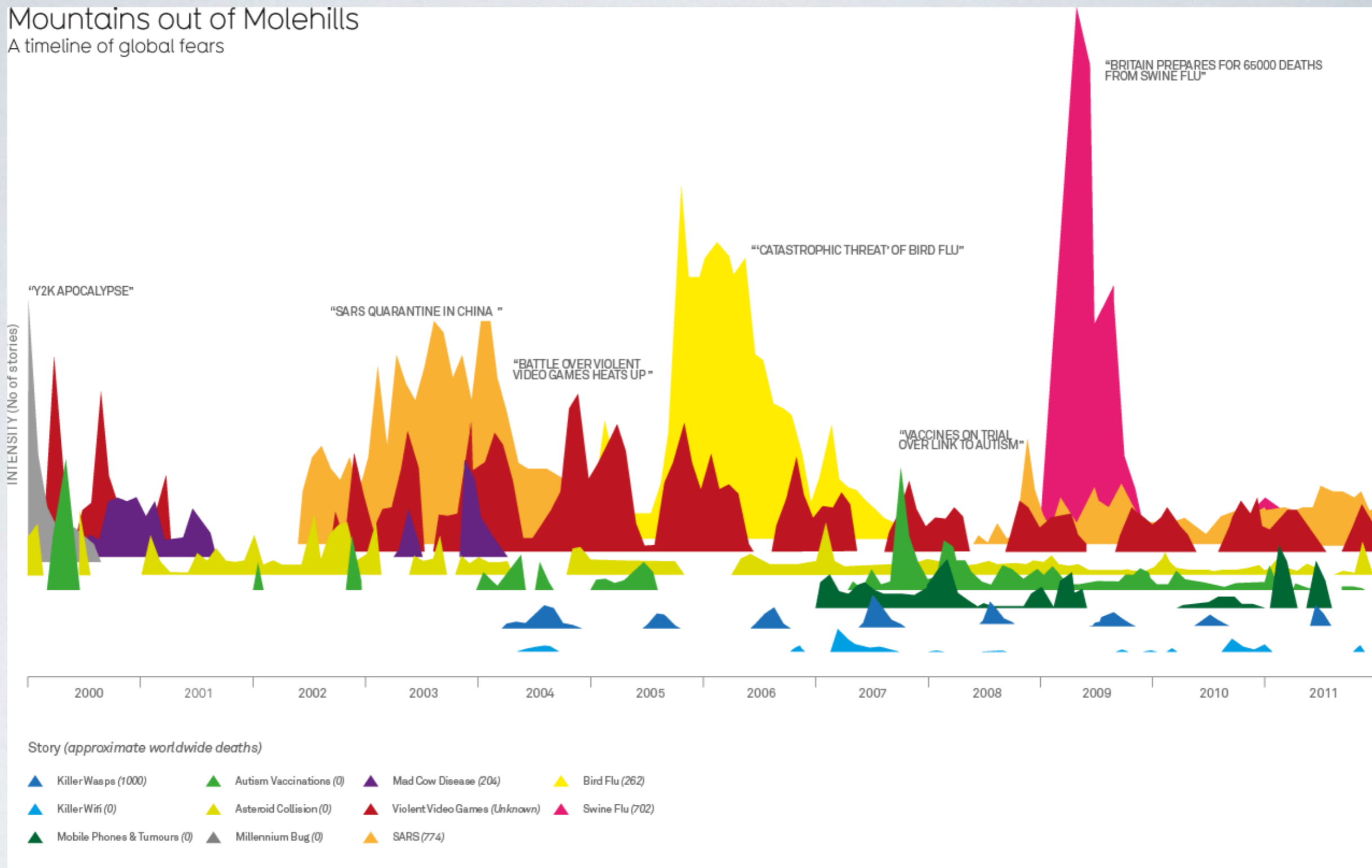
CONNECT



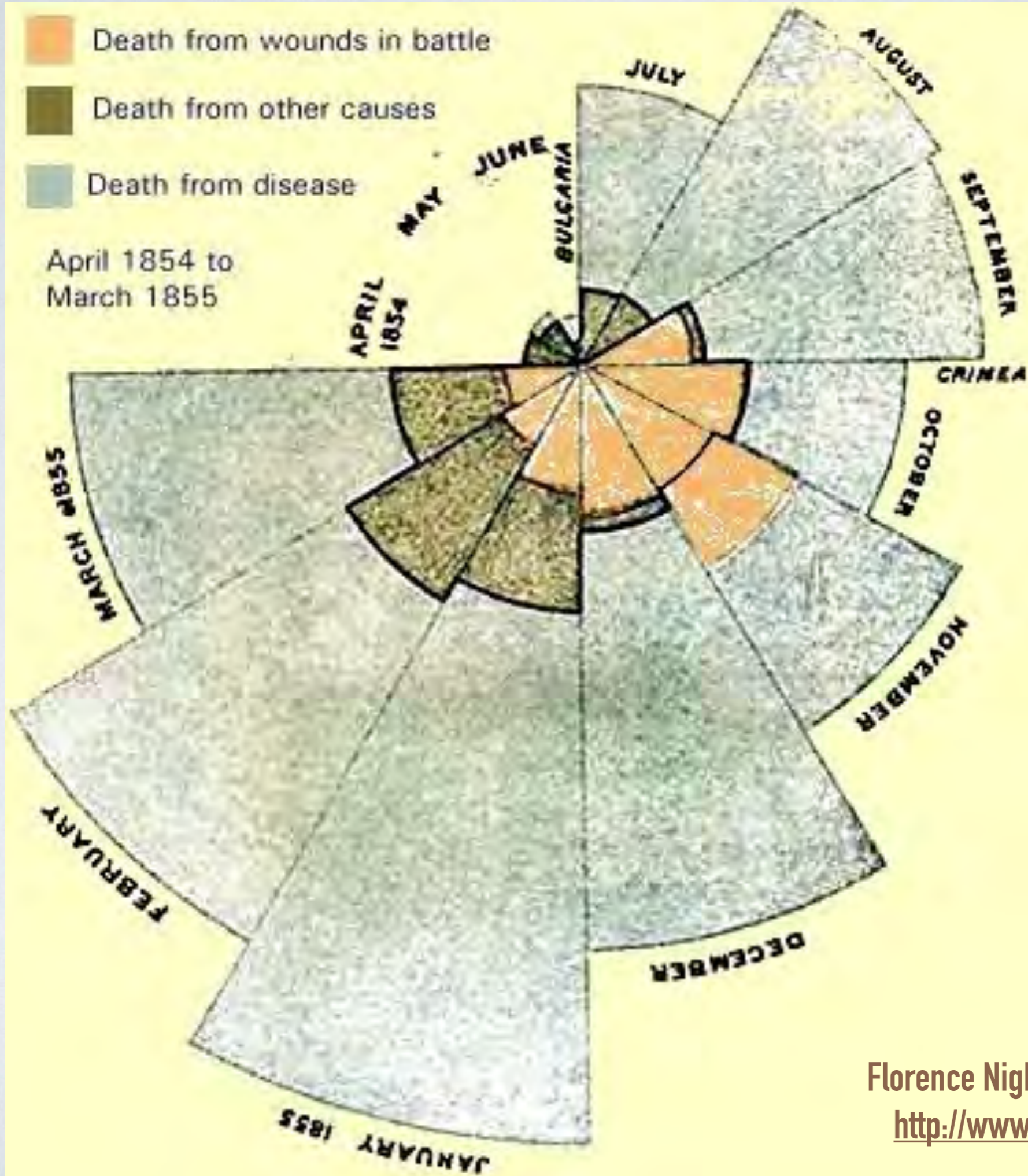
**“Of All the People in All the World”
Stans Cafe > <http://bit.ly/1rjnEU0>**

Mountains out of Molehills

A timeline of global fears

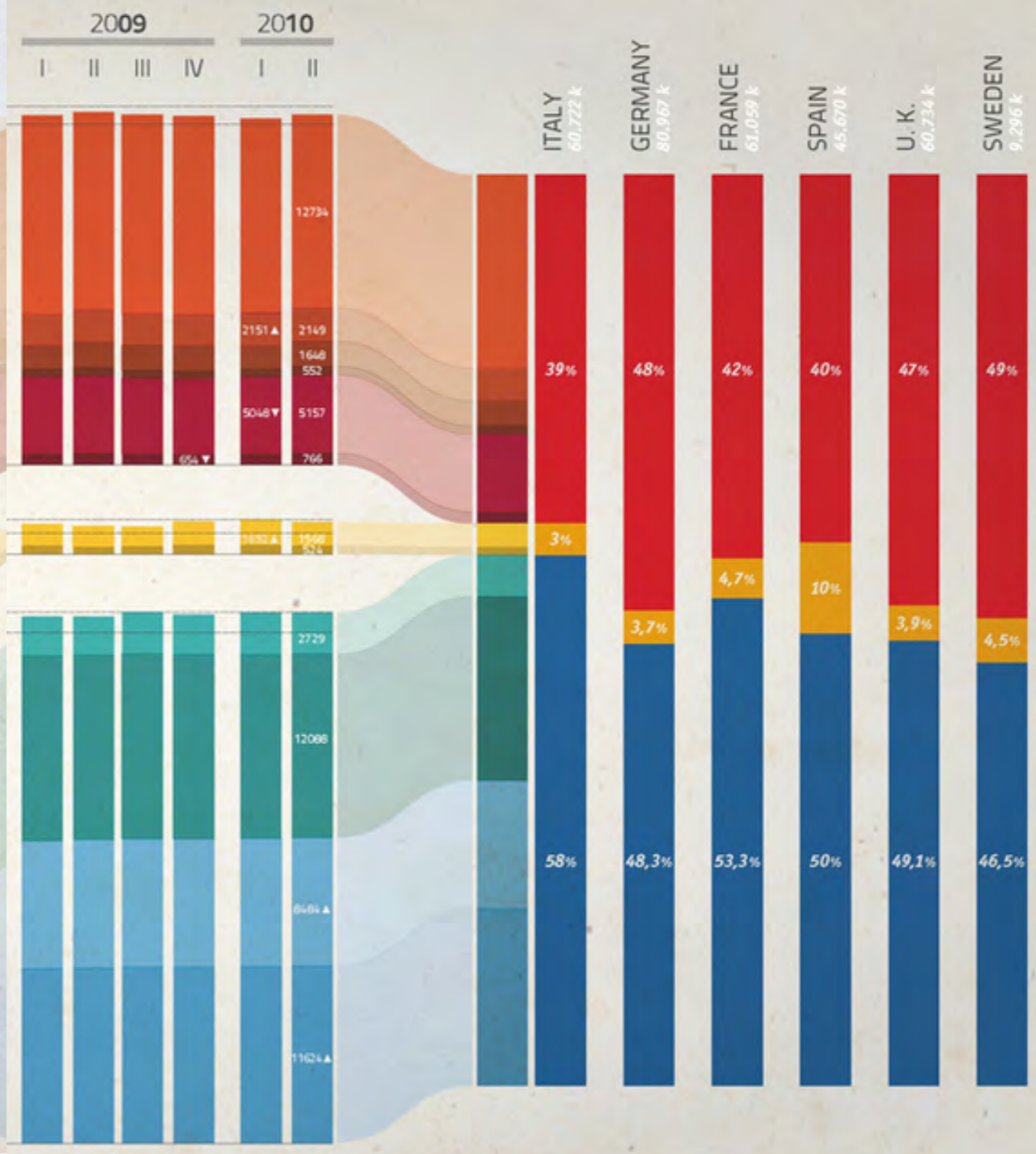
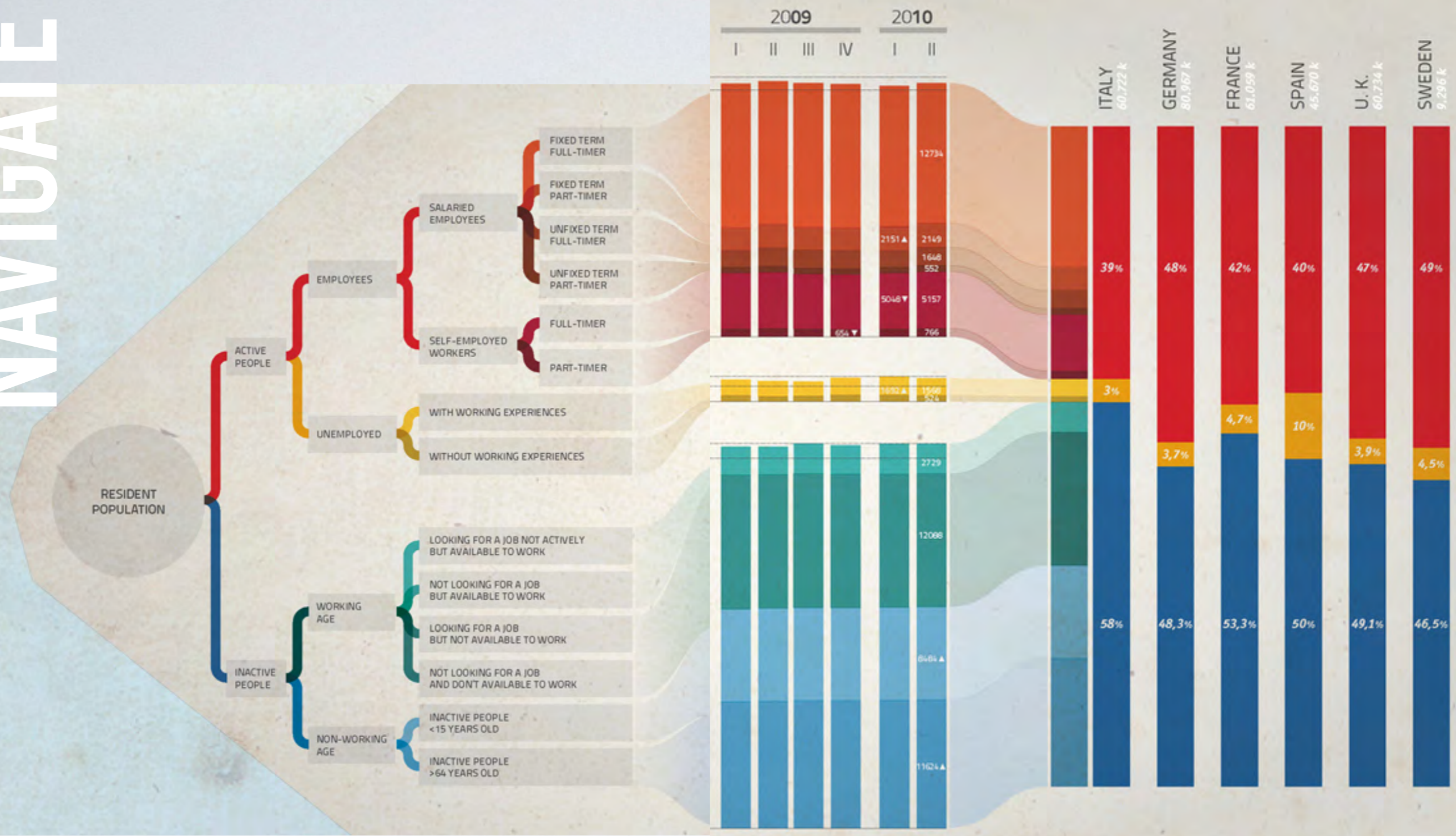


UNDERSTAND



Florence Nightingale "Causes of Mortality"
<http://www.uh.edu/engines/epi1712.htm>

NAVIGATE



NAVIGATE

CNN.COM LAUNCHED AUGUST 30, 1995

PAGE VIEWS MAY 1, 1996 - SEP 30, 2008

121,853,965,311

DAY WITH MOST AVERAGE PAGE VIEWS

SEP. 12

DAY WITH LEAST AVERAGE PAGE VIEWS

DEC. 25

LARGEST LIVE VIDEO EVENT

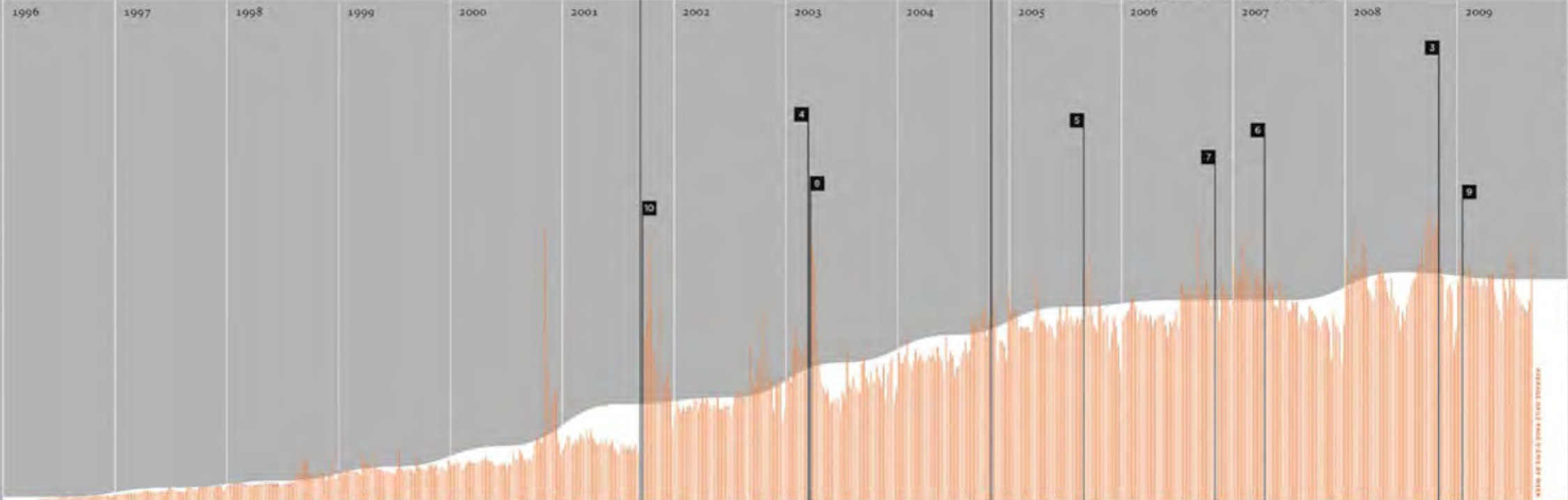
INAUGURATION DAY 2009

GLOBAL INTERNET USE 1997 - 2008

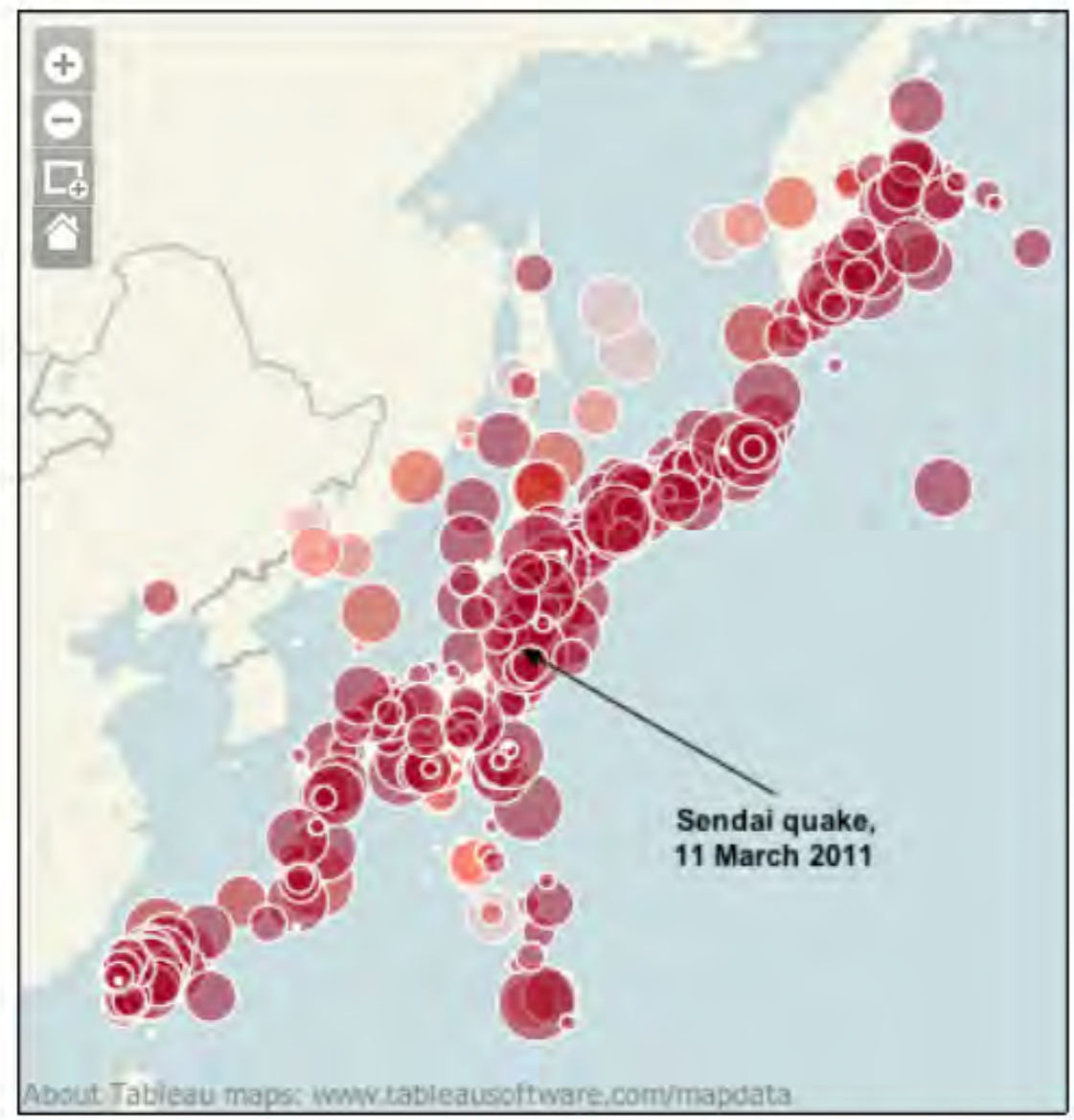


NATIONS VISITING CNN.COM, SEP 2009

192



ANNUAL INTERNET GROWTH AT 1000%
 1 MILLION WEB SITES
 GOOGLE FOUNDED
 BLOGGER IS LAUNCHED
 10 MILLION WEB SITES
 WIKIPEDIA IS LAUNCHED
 OVER 500 MILLION INTERNET USERS
 THE INTERNET TURNS 20
 FACEBOOK IS LAUNCHED
 YOUTUBE IS LAUNCHED
 100 MILLION WEB SITES
 100 MILLION BLOGS
 THE WHITE HOUSE STARTS A BLOG
 OVER 1 BILLION INTERNET USERS



NewScientist

Magnitude

- 6.5
- 7.0
- 7.5
- 8.0
- 8.5
- 9.0

Depth (km) 0 632

Date
 January, 1900 March, 2011

Significant loss of life?

- (All)
- No
- Yes

Source: US Geological Survey/
The International Disaster Database

Quake	Total deaths	Quake deaths	Tsunami deaths	Magnitude	Depth (km)
Great Kantō, 1 September 1923	145,144	143,000	2,144	7.9	25
Great Hanshin, 16 January 1995	5,297	5,297		6.9	21
Fukui, 28 June 1948	5,131	5,131		7.3	20
Kita Tango, 7 March 1927	4,025	2,925	1,100	7.6	10
Sanriku, 2 March 1933	3,000		3,000	8.4	25

Share Download

[See more by this author](#)



New Scientist >
<http://bit.ly/Qx8D4J>

Published: November 6, 2009

The Jobless Rate for People Like You

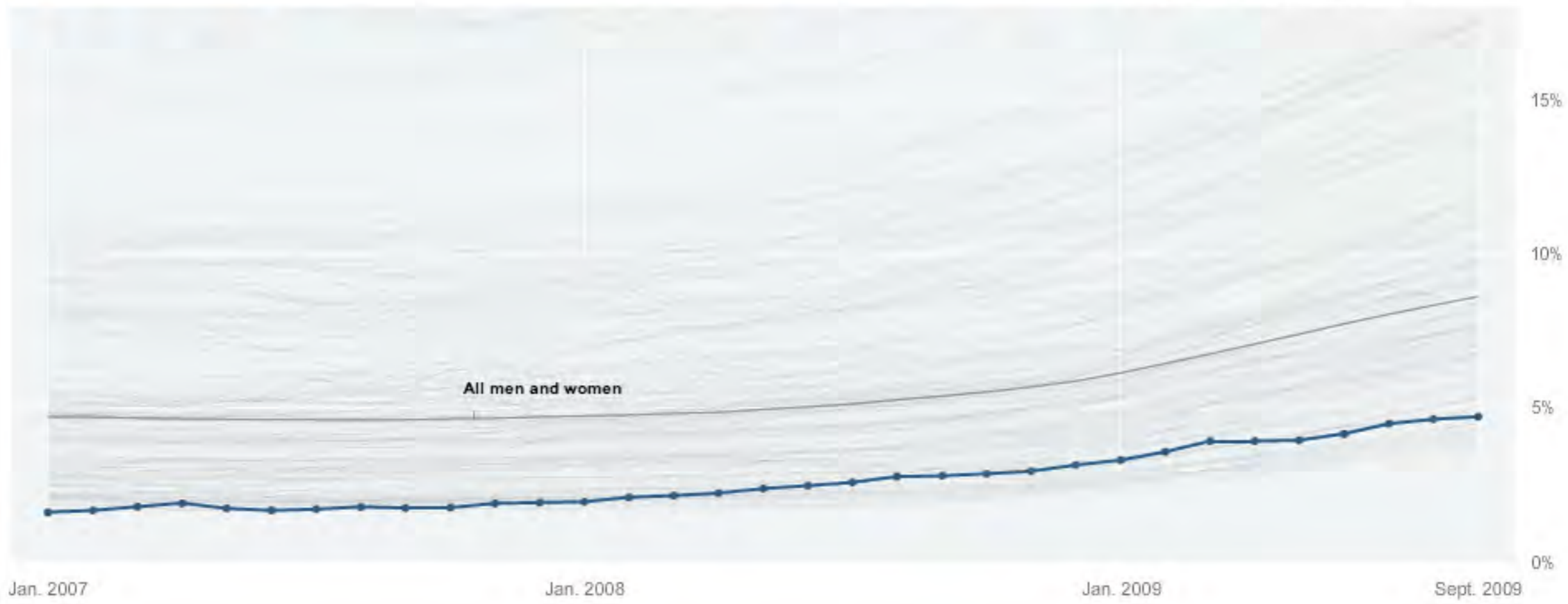
Not all groups have felt the recession equally.

All races	Men and Women	All ages	All education levels
White	Men	Ages 15 to 24	Not a high school graduate
Black	Women >	Ages 25 to 44	High school graduate
Hispanic		Age 45 and older >	College graduate >
All other races >			

UNEMPLOYMENT RATE,
12 MONTH AVG. ENDING SEPT. '09

4.7%

For Asian and American Indian women and women of more than one race age 45 and older with a college degree



New York Times >
<http://nyti.ms/1ftYcdw>

ENGAGE

CONNECT

UNDERSTAND

NAVIGATE

EXPLORE

INFORMATION DESIGN

INFOGRAPHICS

DATA VISUALISATION

caroline@carolinebeavon.com

@carolinebeavon

carolinebeavon.com